




**「我的特快專遞」網上帳戶登記步驟**  
**“My Speedpost” Account Registration Procedure**

步驟 Step	頁面 Screen
<p>1. 選擇「登記」 Select “Register” (<a href="https://myspeedpost.hongkongpost.hk">https://myspeedpost.hongkongpost.hk</a>)</p>	
<p>2. 按下方之方格、及「我接受」以確認已閱讀「我的特快專遞」條款及細則。 Tick the box at the bottom and click “Accept” to confirm reading of the Terms and Condition of “MySpeedpost”.</p>	
<p>3. 輸入所需資料(如登入名稱、聯絡資料等)、及按「遞交」。 Inputting all the required information (e.g. Login name, and contact information, etc), and then click “Submit”.</p>	
<p>4. 完成登記。帳戶啟動電郵即會寄出至已登記的電郵地址。客戶按照電郵內的指示以啟動帳戶。 Registration is completed. An account notification email will be sent to the registered email address. Customer can follow the instruction in the email to activate the account.</p>	